

NEWS - GET INSPIRED BY LIGHT

in **indoor**
outd

esse-ci
LIVING LIGHT



Dare to be
Together

1984 | 2024



“

*Il futuro appartiene a
chi lo illumina.*

*The future belongs to
those who illuminate it.*

”

Dare to be innovative

Dare to be
expert

We've been illuminating the world since 1984: over the past **40 years, we've gained the experience and know-how** to tackle any new project.

Dare to be
innovative

Innovation is at the heart of our design philosophy: our daily commitment to **technological and stylistic research** allows us to create ever more advanced solutions.

Dare to be
inspired

We shape our design ideas by drawing inspiration from the world of lighting, architecture, and design.

Dare to be
specialized

We have **specific expertise in architectural lighting**, which has allowed us to contribute to prestigious national and international projects.

Dare to be
custom

Product **customisation** is always an exciting challenge: it enhances our ability to evolve in harmony with **customer requests and market trends**.

Dare to be
excellent

Behind our products lie the **meticulous attention to detail** of a craftsman's workshop, the **precision of the most advanced technologies**, and the guarantee of **rigorous quality control** at every stage of production.


Dare to be
global

Esse-Ci's light travels all over the world: we export our products, proudly **Made in Italy, to Europe, Africa, the Middle East, East Asia, and North America**.

Dare to be
safe


We design our solutions by choosing **the most innovative and safe technologies** available, favouring high-quality LEDs that emit light free from IR or UV radiation.

**YOUR LIGHT HAS ENDLESS
CREATIVE POSSIBILITIES**



*Dare to be
coloured*

From classic, elegant colours to those inspired by nature, every Esse-Ci product can be customised with a range of colour and finish combinations.




SATIN GOLD
Fin. SMOOTH

SATIN CHROME
Fin. SMOOTH

TITANIUM
Fin. SMOOTH

LIGHT GOLD
Fin. SMOOTH




POLISHED SILVER
Fin. SMOOTH

BLACK NICKEL
Fin. SMOOTH

RAL 9003
Fin. SMOOTH

RAL 9006 GLOSSY
Fin. SMOOTH



RAL 7016 MATT
Fin. SMOOTH

RAL 9005 MATT
Fin. SMOOTH

RAL 1036 MATT
Fin. SMOOTH

RAL 6005
Fin. WRINKLED



SAGE GREEN
Fin. WRINKLED

YUMA GOLD
Fin. WRINKLED

RAL 9003
Fin. WRINKLED







MARS 2525 SABLÉ
Fin. WRINKLED



OXIDIZED COPPER
Fin. WRINKLED

GRIS SABLÉ
Fin. WRINKLED

BLACK
Fin. WRINKLED



**LA TUA LUCE HA INFINITE
POSSIBILITÀ CREATIVE**

**YOUR LIGHT HAS ENDLESS
CREATIVE POSSIBILITIES**

*Dare to be
coloured*

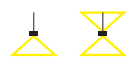
Dal classico ed elegante ai colori ispirati alla natura, ogni prodotto Esse-Ci può essere personalizzato con una vasta gamma di combinazioni di colori e finiture.

From classic, elegant colours to those inspired by nature, every Esse-Ci product can be customised with a range of colour and finish combinations.





ALPHA 



Bold attitude,
clear view

*Vertical lens
Cromo finish*

Versioni - Versions



Vertical lens
Vertical lens



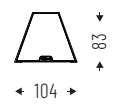


Vertical lens plus
Vertical lens plus



Diffusore PG satinato
PG - Frosted diffuser



Modulo Spot
Spot module



GHOSTFEED 2.0



A thin line of light
to design the space

Versioni - Versions



2 tenditori
2 tensioners



Strip LED 48V
Strip LED 48V



Micro Spot fascio 10-40°
Micro Spot beam 10-40°



Trilly per Ghostfeed 2.0
Trilly or Ghostfeed 2.0





TRILLY —

A silky touch
of light



Versioni - Versions



Installazione singola
Stand alone



Diffusore in silicone
Silicone Diffuser



Diffusore in alluminio
Cromo finish diffuser



Riflettore decorativo
Decorative reflector

Accessori - Accessories



Alimentazione/Sospensione Binario
Low Voltage 48V
Power Feed/Suspension for Low
Voltage 48V Track



Attacco per Ghostfeed 2.0
Mount for Ghostfeed 2.0



Rosone per installazione a
sospensione
Ceiling rose for pendant
installation

FLY EYES



Personalize your light,
define your shadows


Versioni - Versions



Installazione incasso
Installazione incasso


Installazione a Plafone
Installazione a Plafone





7 ottiche e 1 multisensore

7 light optics and 1 multisensor



Configurazione ottiche personalizzabile

Customizable optical configuration




Esempi di applicazione

Examples of applications


Parete + Pavimento

Wall + Floor



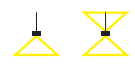
Parete + Pavimento + Sensore

Wall + Floor + Sensor





MAKROT

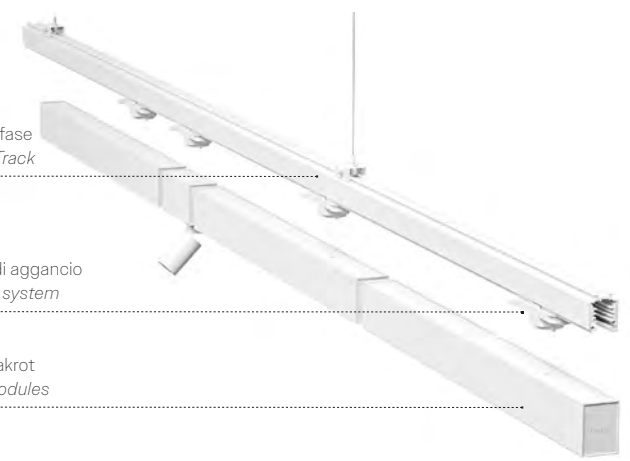


MAKROT_ESSENTIAL

Binario trifase
3-phase Track

Sistema di aggancio
Mounting system

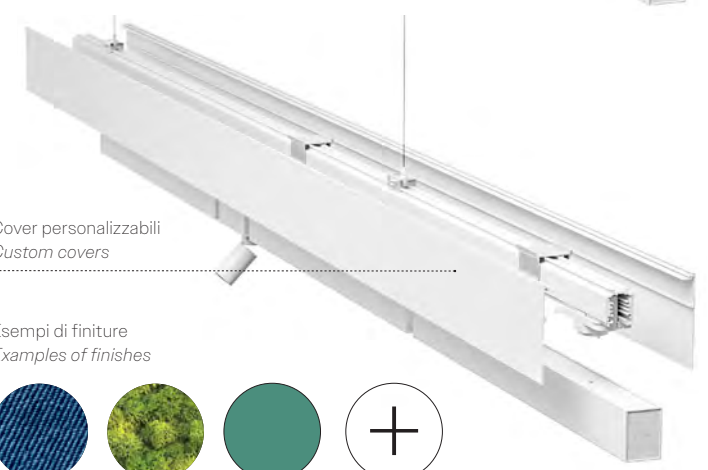
Moduli Makrot
Makrot modules



MAKROT_PRO


Cover personalizzabili
Custom covers

Esempi di finiture
Examples of finishes




Your track, a canvas,
weathering every storm of style

Luce indiretta integrabile nella versione PRO
Indirect light on PRO version




Moduli Makrot - Makrot modules



*Configurazione emissioni personalizzabili nel Modulo FLY EYES
 *Customizable emission configuration in the FLY EYES module




7 ottiche e 1 multisensore
 7 light optics and 1 multisensor



PURE



Profilo in alluminio arrotondato
Rounded aluminum profile



Riflettori Fly Eyes
Fly Eyes reflectors



Spessore 4,5 cm
4,5 cm body thickness

Beyond a single light,
a personalized journey


Versioni - Versions




Compact
300 x 300

Square
600 x 600

Mid
300 x 600



Long
300 x 1200

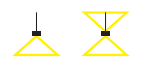


Acoustic
300 x 600 | 600 x 600





HALL LED_EDGE



Elegance, **redefined.**
 Pure light, born from
 a customizable profile



4 colorazioni per
 l'anello esterno
 4 color options for
 the outer ring

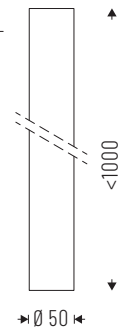
Versioni - Versions



Emissione diretta
 Direct emission



Emissione diretta/indiretta
 Direct/Indirect emission



CLOU_



Limitless outdoor lighting,
shaped by you



Installazione Bollard
Bollard installation



Installazione a plafone
Ceiling-mounted installation



Installazione a parete
Wall-mounted installation

Versioni - Versions



Profilo in alluminio estruso
Extruded aluminum profile



Strip LED in silicone 7W/m
Silicone LED strip 7W/m


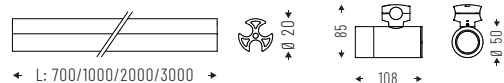


Spot lente PC fascio 10/50°
Spot PC lens beam angle 10/50°




Spot MID lente PC fascio 10/50°
Spot MID PC lens beam angle 10/50°

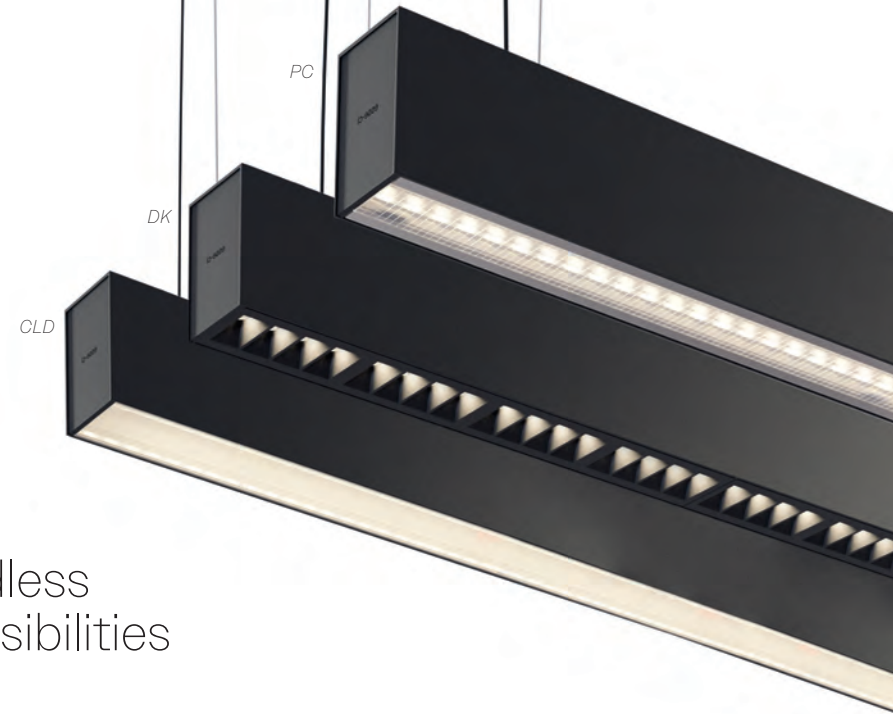
Profilo Clou / *Clou arm*



TWOS_



Minimalism and efficiency in a compact, versatile profile. **TWOS** offers various light emissions and, thanks to the **Creative Joint**, endless geometric solutions to unleash your creativity.



Endless possibilities

Versions



Features	Specifications	Body	On request
UGR<16; <19; <22 IP 40	Built-in driver	Aluminium with epoxy powder coating	Dali, Bluetooth, Emergency 1h, Emergency 3h, 2700K, 6500K, Human Centric Lighting

HALL LED CEILING PRO



PC lens 15°-24°-
36°-50°



The redefinition of elegance

HALL LED CEILING PRO is a **compact downlight** with a slim design, offering high lighting performance. Its wide range of accessories allows to customise the lighting for elegant, dynamic and sophisticated atmospheres, with a clear architectural feel.



Features

UGR<19, IP 44

Specifications

Built-in driver

Body


Die-cast aluminium with epoxy powder coating

On request

Dali, 2700K, 5000K



TERES PRO

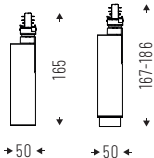


Zoom
Lens from 10° to 45°

PC
Lens 15°-24°-36°-50°

The ultimate spotlight

TERES PRO is a **track spotlight** that combines minimalism, elegance and power with an **intrack driver**. Compact and versatile, it reaches 21W offering high performance for flexible installations, especially in **retail, residential, hospitality and restaurant settings**.



Features	Specifications	Body	On request
UGR<19, IP 40	Intrack driver	Die-cast aluminium with epoxy powder coating	Dali, Bluetooth, 2700K, 5000K

TERES PRO ART

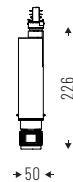


*PC lens adjustable
25°-36° with flaps*

A lighting masterpiece

TERES PRO ART is a track spotlight with **precision optics and shapers** for impeccable **museum-quality lighting**.

Within an extremely compact body, its technology enhances artworks and architectural details with elegance and power, without compromising on performance.



Features

UGR<19

Specifications

Intrack driver

Body

Die-cast aluminium with epoxy powder coating

On request

Dali, Bluetooth, 2700K, 5000K



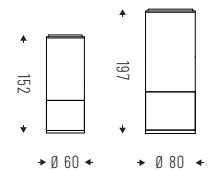
KERÌ



Elegance that dresses outdoor light

KERÌ reimagines the classic cylinder shape for **elegant outdoor lighting**. It blends design and tradition, offering a discreet, indirect light emission thanks to its satin glass, which **can be transformed into a downlight** with a direct beam.

Available in various sizes and with a decorative shade.



Mini DI
Mini IN

Small DI
Small IN



Features

IP 65, IK 06

Specifications

- LED CoB technology
- Built-in driver

Body

Die-cast aluminium

On request

Dali, 2700K, 5000K,
MINI version: Ø 60mm

PROJECT DESIGN LIGHTING

Ringveste 11
3992 DD Houten

+31(0)30 634 7640

www.pdlighting.nl
info@pdlighting.nl

